

UNITED STATES DISTRICT COURT
MIDDLE DISTRICT OF FLORIDA
TAMPA DIVISION

2023 JUL 10 11:11:23

CHECK FOR DEPOSIT SLIP
AND RETURN TO THE
COURT CLERK'S OFFICE
TAMPA, FLORIDA

CFTC

Plaintiff(s)

v.

Case No. 8:19-cv-886

Michael J. Dacosta

Defendant(s)

EXHIBITS to Defendant Dacosta's Motion for Summary Judgment
(Title of Document) (DKT 750)

KURPIERS LAW FIRM P.A.
805 W. AZEELA STREET
TAMPA, FL 33606
FL BAR No. 0567140

[Handwritten Signature]

Exhibit JP-A-1

CHART 1
Oasis Management LLC
(OM)

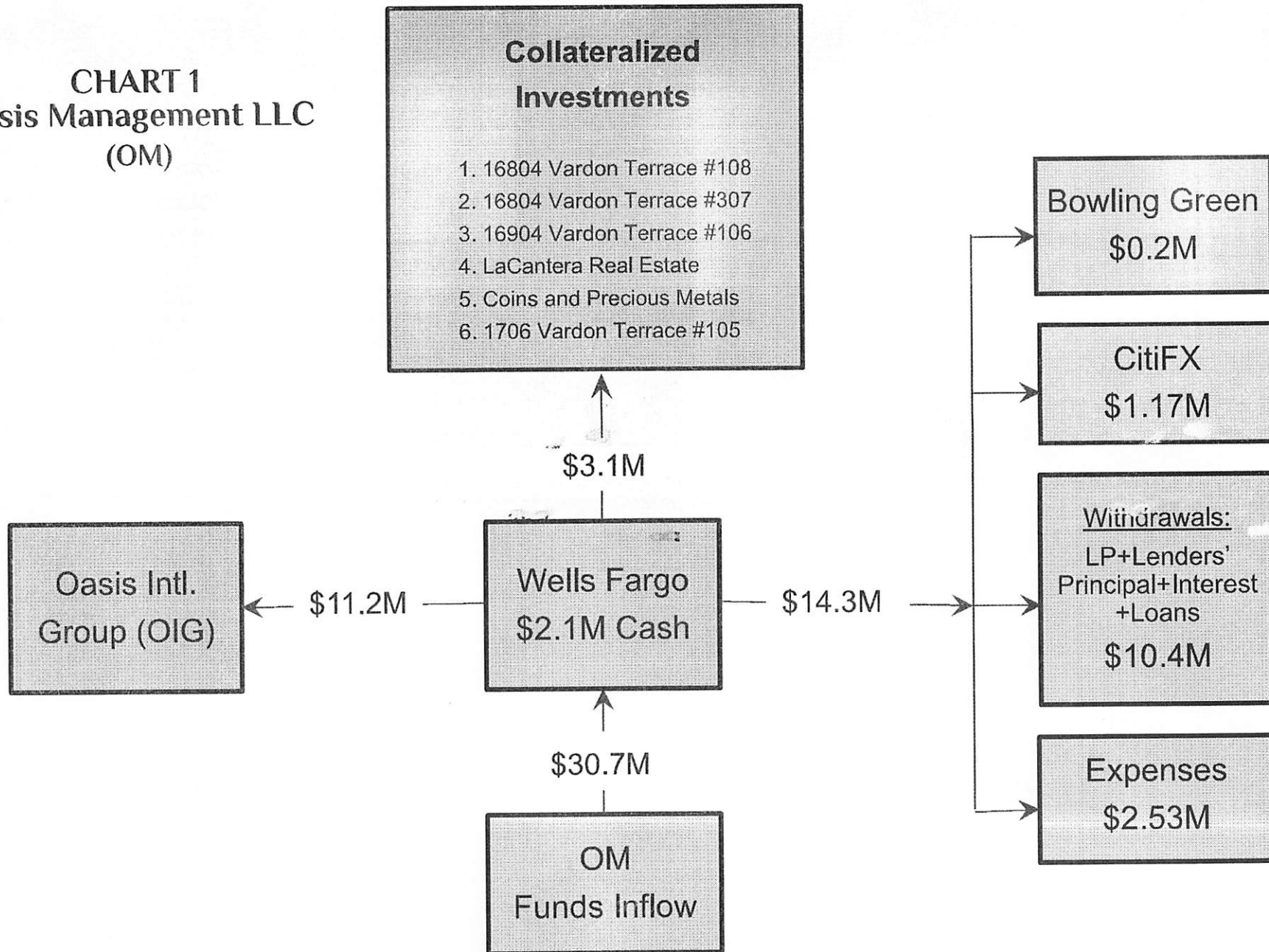


CHART 2 Oasis Intl. Group OIG – At Close of 4/18/19

ATC Inflows

- \$51,307,926 Spreads Earned
- \$38,000,000 Unsecured Loans

Total on platform **\$89,307,926**

Error: \$23,928,418 – result of a double counting

\$113,290,344 Equity Shown by ATC

Collateralized Investments

- Coins
- 13318 Lost Key Place
- 4058 Founders Club Dr
- 4064 Founders Club Dr
- 7312 Desert Ridge Glen
- 6300 Midnight Pass
- 444 Gulf of Mexico Drive

OIG Outflows:

- \$21.5M to Lender Withdrawals /interest pmts/Accounts Closed
- \$22.3M to ATC Brokers
- \$6.6M left in Funds
- \$6.8M to Collateralized Investments
- \$4.8M to Expenses

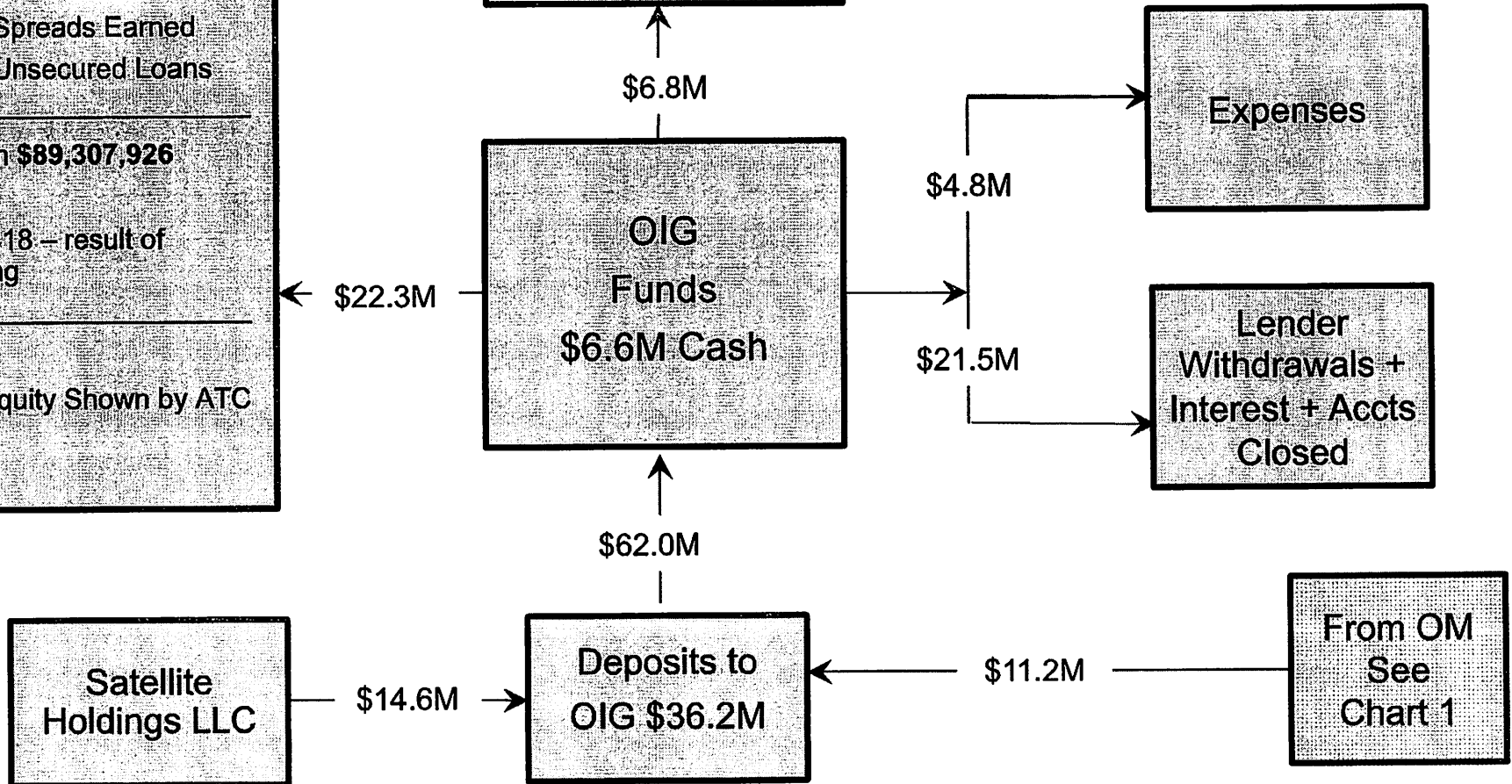
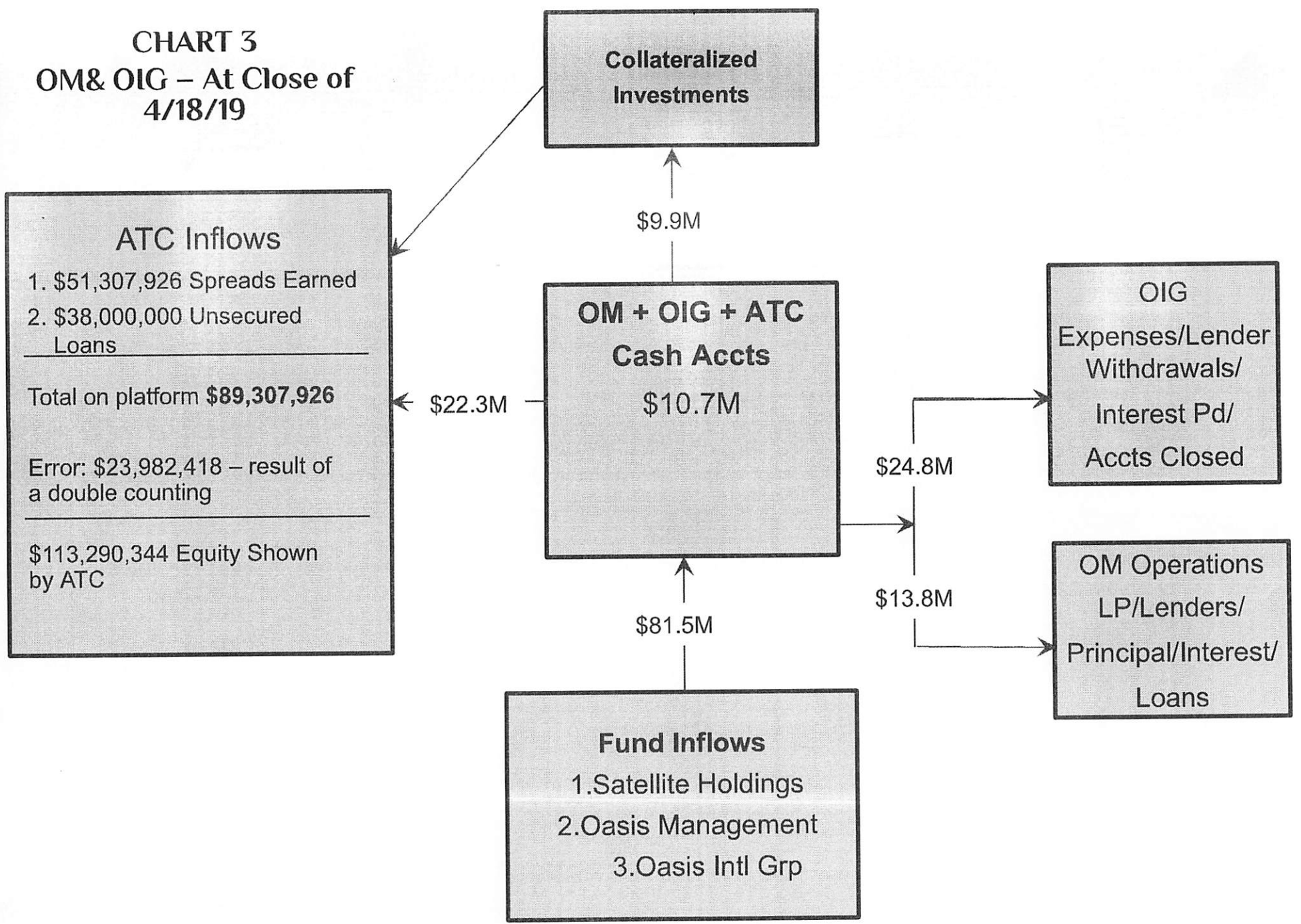


CHART 3
OM& OIG – At Close of
4/18/19



OMLLC
Balance Sheet
As of April 18, 2019

Assets	April 2019	
Cash and Equivalents	\$2,411,589.04	
Cash and Cash Equivalents at OIG	\$15,521,665.10	
Accounts Receivables		
Inventory	<u>\$690,328.12</u>	
Total Current Assets	\$18,623,582.26	
Loans to OIG	\$11,208,239.82	
Mortgage Held	\$198,000.00	
Long Term Assets		
Property, Plant and Equipment		
Real Estate Property	\$2,500,000.00	
Metals	\$200,000.00	
Good Will Roar of the Lion Retail Value	\$2,000,000.00	
Accumulated Depreciation		
Net Fixed Assets	<u>\$16,106,239.82</u>	
Total Assets		\$34,729,822.08
Liabilities and Owner's Equity		
Accounts Payable		
IRA Funds Principal	\$8,512,310.28	
Accrued Interest	\$910,106.03	
Short Term Notes Payable		
Other Current Liabilities		
Total Current Liabilities	<u>\$9,422,416.31</u>	
Long Term Debt Mtgs	<u>\$1,500,000.00</u>	
Total Liabilities	<u>\$10,922,416.31</u>	
Common Stock		
Retained Earnings	<u>\$23,807,405.77</u>	
Total Shareholder's Equity	<u>\$23,807,405.77</u>	
Total Liabilities and Owner's Equity		\$34,729,822.08

Exhibit JP-C

OIG
Balance Sheet
As of April 18, 2019

Assets	April 18, 2019	
Cash and Equivalents (Mainstream)	\$6,400,000.00	
Cash and Equivalents (ATC)	\$5,000,000.00	
Cash and Equivalents (Belize)	<u>\$500,000.00</u>	
Total Current Assets	\$11,900,000.00	
Property, Plant and Equipment		
Real Estate Property	\$10,260,000.00	
Metals	\$659,384.00	
Accumulated Depreciation	<u></u>	
Total Long Term Assets	\$10,919,384.00	
Total Assets		\$22,819,384.00
Liabilities and Owner's Equity		
Current Liabilities		
Accounts Payable (ATC)	<u>\$3,000,000.00</u>	
Total Current Liabilities	\$3,000,000.00	
Long Term Liabilities		
Loans		
Loans to OIG	\$36,700,000.00	
Long Term Debt Mtgs	<u>\$1,065,000.00</u>	
Total Liabilities	\$40,765,000.00	
Common Stock		
Retained Earnings	<u>(\$17,945,616.00)</u>	
Total Shareholder's Equity	(\$17,945,616.00)	
Total Liabilities and Owner's Equity		\$22,819,384.00

Exhibit JP-D

OB60050 and OB60055 (Oasis Global FX SA) Omnibus	2015	2016	2017	2018	2019	TOTAL
Beginning Balance	\$0.00	\$352,102.43	-\$68,201.73	\$7,203,516.48	\$3,132,350.75	
Deposits	\$350,000.00	\$1,300,000.00	\$7,225,000.00	\$12,400,000.00	\$1,000,000.00	\$22,275,000.00
Withdrawals						
Adjustments	\$0.00	-\$15,099.68	\$36,978.08			\$21,878.40
Closed P/L	-\$15,888.27	-\$3,550,262.69	-\$10,440,369.75	-\$41,589,470.06	-\$6,718,816.34	-\$62,314,807.11
Volume Fees (ATC)	-\$1,895.04	-\$230,631.66	-\$1,226,415.49	-\$3,246,271.55	-\$572,245.66	-\$5,277,459.40
Spread	\$22,813.18	\$2,212,529.06	\$12,130,145.37	\$31,352,054.47	\$5,590,383.85	\$51,307,925.93
Rollover Interest (Swaps)	-\$2,759.18	-\$136,656.43	-\$448,515.13	-\$2,987,478.27	-\$426,673.29	-\$4,002,082.30
Management Fees						
Admin Fees	-\$168.49					-\$168.49
Adjustments (ATC)	\$0.23	-\$182.76	-\$5,104.87	-\$0.32	\$0.69	-\$5,287.03
Ending Balance	\$352,102.43	-\$68,201.73	\$7,203,516.48	\$3,132,350.75	\$2,005,000.00	\$2,005,000.00

Exhibit JP-E

	Oct-18	Nov-18	Dec-18	Jan-19	Feb-19	Mar-19	Apr-19
Lenders							
Principal Withdrawal:	(\$470,217.01)	(\$665,943.43)	(\$476,387.53)	(\$1,148,490.30)	(\$569,664.97)	(\$1,164,883.96)	(\$800,698.14)
Account Closure							
Closed Accounts:	(\$124,061.85)	(\$63,282.92)	(\$112,590.96)	(\$270,784.96)	(\$30,482.30)	(\$186,763.50)	(\$167,176.76)
Total:	(\$594,278.86)	(\$729,226.35)	(\$588,978.49)	(\$1,419,275.26)	(\$600,147.27)	(\$1,351,647.46)	(\$967,874.90)
Spreads:	\$893,843.42	\$851,943.12	\$1,738,281.04	\$2,159,924.90	\$1,250,639.89	\$1,916,762.92	\$263,056.14
Net Spreads:	\$299,564.56	\$122,716.77	\$1,149,302.55	\$740,649.64	\$650,492.62	\$565,115.46	(\$704,818.76)
Oct '18-Mar '19 Avg Monthly Withdrawals & Closures:	(\$880,592.28)						
Oct '18-Mar '19 Average Monthly Spread Fees:	\$1,468,565.88						